

# Mansfield®

# Swirl-way® Palermo™



The Palermo offers the ultimate in two person hydromassage. An interchangeable six micro back jet system gives the bather(s) the ultimate choices in hydro-massage action. Rounding out the jet package, four Magna-Swirl I jets and two micro duo feet jets add the finishing touches to complete body massage therapy. Not only is the Palermo a treat for the body, but also the eyes. Water cascades down the neck from under the pillow and travels around the sides spilling into the basin next to the standard integrated fill spout. All of this, powered with a special 4 hp two pump system.

### Standard Features:

- 66" round, 2-person whirlpool
- **LUXURY PACKAGE:** SimpleSelect™ Plus Control, four button control, 10 speed pump with massage mode, In-line heater and MoodScape light
- Large Contoured Comfort Pillow in White, Bone, Black or Grey
- Integrated fill Spout
- Cable operated drain in Color match, Chrome, Everbrass (PVD), or Brushed Nickel
- Water cascades from under the pillow and also travels around the sides
- Two stacked and four side by side micro jets for a variety in back hydromassage action
  - Interchangeable Micro VSR and directional jets give the ultimate massage choices
  - Focus an individually adjustable micro directional jet on any part of your back
- Simultaneous, 12-jet massaging action for the back and body
- Magna-Swirl I and Micro Duo Jets
  - Invigorating foot massage from two lower body micro duo jets
  - Relaxing upper leg and hip massage from the side Magna-Swirl I jets
  - Magna-Swirl jets are directionally adjustable
  - The force of each Magna-Swirl jet is individually adjustable
- A Powerful 4 HP two pump system creates an invigorating whirlpool action
- Your choice of Color match, Chrome, Everbrass (PVD) and Brushed Nickel trim
- White, and Standard colors

### Additional Options and Upgrades:

- Premium and Designer colors
- Antimicrobial acrylic available in White, Bone or Biscuit

Order No.	Description	Approx. Wt.
5034	Round Whirlpool 66" x 66" x 24" Specify color and options when ordering.	175 lbs.



## PALERMO FEATURES

### Luxury Package

A SimpleSelect™ Plus control, solid state of the art five function control with LCD display. Controls on/off, 10-speed pump, massage action, MoodScape light and waterfall on/off. Package includes the solid state in-line heater and MoodScape light.



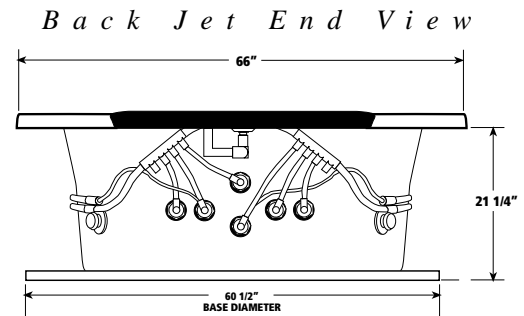
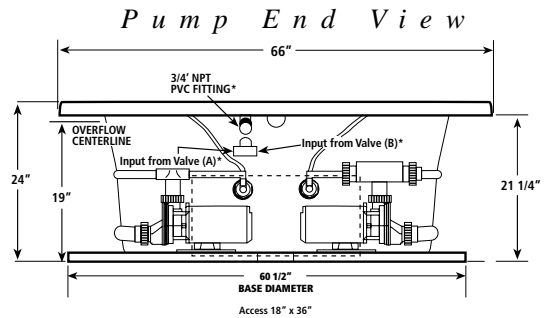
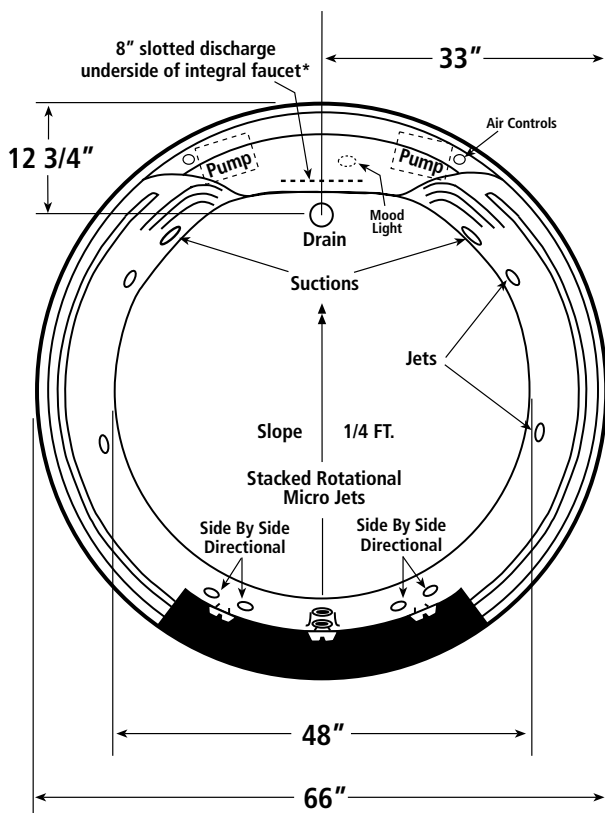
### Two Different Waterfall Systems

Under pillow waterfall that spills over the neck of the bather(s). A traveling side waterfall that spills into the basin of the whirlpool on each side. A very unique system that creates a soothing and calming hydromassage experience.

### Micro Directional Jets

Six Micro jets, a combination of variable speed and directional action. Interchangeable with each other for true hydromassage choice. Jets available in Chrome, Everbrass (PVD) or Brushed Nickel.

## ROUGH-IN DIMENSIONS



\* For further information about the Integral fill spout refer to the sheet titled "Palermo Faucet Control Valves Installation Instructions" provided in the packaging.



Listed No. 2719



Listed No. SP-1179



Listed 4766 hydromassage bathtub



Listed S.259 hydromassage bathtub



Various other state, city and local approvals.

When tested for compliance to the requirement of ANSI A112.19.7M and A112.19.8M for "Whirlpool Bath Appliances" and ANSI Z124.1 for "Plastic Bathtub Units" the tested units are found to comply and are acceptable for listing under the Terralab Engineers, Inc. follow-up service. Listed No. 15197.

\*Certified for permanent electrical supply connection only.

Note: Rough-in measurements may vary + - 1/4".

**DIMENSIONS:** 66" x 66" x 24"  
**MATERIAL:** Acrylic, fiberglass reinforced  
**CONSTRUCTION:** Self-contained, pre-plumbed whirlpool bath with heat-bent rigid PVC Pipe, mounted on a pre-leveled thermoformed, drip pan base

**PUMP MOTOR:** Dual, 2 HP, Ten speed, 120V, 60Hz

**ELECTRICAL REQUIREMENTS:** Two separate 120 volt circuits. One-120 volt, 60 Hz, 30 amp and One-120 volt, 60 Hz, 20 amp GFCI protected circuits.

**NUMBER OF JETS:** 12

**AIR VOLUME CONTROLS:** Two

**WATER CAPACITY:** 110 gal. max., 95 gal. min.

**FLOOR LOADING:** 47 lbs./sq. ft.

**WEIGHT:** 140 lbs.

**SHIPPING WEIGHT:** 175 lbs.

Mansfield Plumbing Products LLC • Sales Services Toll Free 800-999-1459 • Fax 903-657-3450  
 Website: [www.mansfieldplumbing.com](http://www.mansfieldplumbing.com) • Email: [custserv@mansfieldplumbing.com](mailto:custserv@mansfieldplumbing.com)