

Mansfield®

Swirl-way® Juliet™ 5.5



The romantic Juliet 5.5 blends style and comfort into one design. A contoured backrest and built-in headrest blend together to give luxurious comfort to the bather. Fitted with two Micro directional jets for a hydromassage to the lower back. You can also personalize the jet action with our variable 10 speed pump.

Standard Features:

- 36" x 66" rectangle whirlpool
- **LUXURY PACKAGE:** SimpleSelect™, four button control, 10 speed pump with massage mode, In-line heater and MoodScape light
- Cable operated drain in Color match, Chrome, Everbrass (PVD), or Brushed Nickel
- Six-Jet system provides complete hydro-massaging action
 - Two directional Micro VSR jets for a great back massage. Also, interchangeable with rotational Micro VSR jet(s) included!
 - Four Magna-Swirl I jets are directionally and individually adjustable to massage the rest of your body.
- Powerful 2 HP pump creates an invigorating whirlpool action
- Dramatic shape with sculpted backrest and arm supports
- Decorative handles in Color match, Chrome, Everbrass and Brushed Nickel
- Your choice of Color match, Chrome, Everbrass (PVD) and Brushed Nickel trim
- One contoured pillow in your choice of White, Bone or Biscuit
- White, and Standard Colors

Additional Options and Upgrades:

- Premium and Designer Colors
- Removable apron
- Alternate Pump Location
- Preinstalled nailing flange
- Antimicrobial acrylic in White, Bone or Biscuit

Order No.	Description	Approx. Wt.
5055	Rectangle Whirlpool 36" x 66" x 21" Specify color and options when ordering.	180 lbs.
5555	Rectangle bath 36" x 66" x 21" Specify color and options when ordering.	160 lbs.



JULIET 5.5 FEATURES

Luxury Package

A SimpleSelect™ control, solid state of the art, four function control with LCD display. Controls on/off, 10-speed pump, massage action, and MoodScape light. Package includes the solid state in-line heater and MoodScape light.



Magna-Swirl™ I Jets

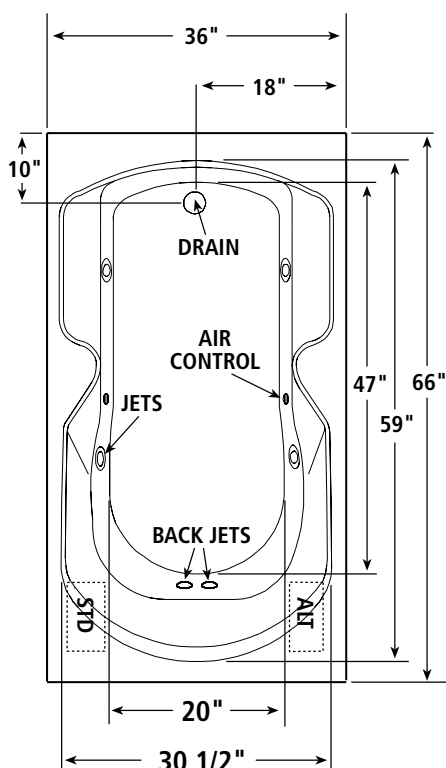
Powerful, individually adjustable jet is an exclusive Swirl-way design.



Micro Directional Jets

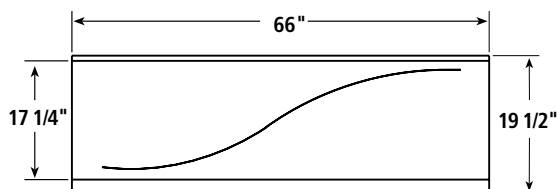
Two micro jets at one end, adjustable in both direction and intensity, allows you to control your back hydromassage experience.

ROUGH-IN DIMENSIONS

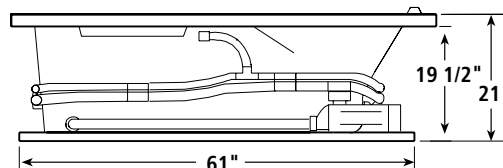


NOTE: Rough-in measurements may vary 1/4" (+/-).
Pump locations are shown for clarity. STD-standard pump location.
ALT-optional alternate pump location. ** Electronic SimpleSelect
located on (Std or Alt) corner of deck.

OPTIONAL REMOVABLE APRON



If a factory installed nailing flange is added to a unit, add 1/8" to each side flanged. Unit is available with optional removable apron for access to pump/motor and plumbing on whirlpool baths.



- DIMENSIONS:** 36" x 66" x 21"
- MATERIAL:** Acrylic, fiberglass reinforced
- CONSTRUCTION:** Self-contained, pre-plumbed whirlpool bath with heat-bent rigid PVC Pipe, mounted on a pre-leveled thermoformed, drip pan base
- PUMP MOTOR:** 2 HP, Ten speed, 120V, 60Hz,
- ELECTRICAL REQUIREMENTS:** 120V, 20 AMP, two separate GFCI outlets
- NUMBER OF JETS:** 6
- AIR VOLUME CONTROLS:** Two
- WATER CAPACITY:** 55 gal. max., 37 gal. min.
- FLOOR LOADING:** 47 lbs./sq. ft.
- WEIGHT:** 115 lbs.
- SHIPPING WEIGHT:** 180 lbs.



Listed No. 2719



Listed No. SP-1179



Listed 47E6
hydromassage
bathtub



Listed 5.259
hydromassage
bathtub



Various other state, city and local approvals.

When tested for compliance to the requirement of ANSI A112.19.7M and A112.19.8M for "Whirlpool Bath Appliances" and ANSI Z124.1 for "Plastic Bathtub Units" the tested units are found to comply and are acceptable for listing under the Terralab Engineers, Inc. follow-up service. Listed No. 15197.

*certified for permanent electrical supply connection only.



Mansfield Plumbing Products LLC • Sales Services Toll Free 800-999-1459 • Fax 903-657-3450
Website: www.mansfieldplumbing.com • Email: custserv@mansfieldplumbing.com