

# Mansfield®

# Swirl-way® Allura™



Allura's classic oval design has just the right amount of sculpting and the ideal proportions to provide it with a strength of elegance that will coordinate perfectly in either traditional or contemporary settings. This beautifully designed whirlpool creates a relaxing hydrotherapeutic massage for one or two bather(s).

### Standard Features:

- 42" x 72" oval whirlpool
- **LUXURY PACKAGE:** SimpleSelect™, four button control, 10 speed pump with massage mode, In-line heater and MoodScape light
- Cable operated drain in Color match, Chrome, Everbrass (PVD), or Brushed Nickel
- Eight Magna-Swirl I Jets for the all over body hydromassage
  - Relaxing upper leg and hip massage from the side jets
  - Magna-Swirl I jets are directionally adjustable
  - The force of each Magna-Swirl I jet is also individually adjustable
- Powerful 2 HP pump system creates an invigorating whirlpool action
- Dual air controls for the ultimate jet power control
- Your choice of Color match, Chrome, Everbrass (PVD) and Brushed Nickel trim
- Two contoured pillows in your choice of White, Bone or Biscuit
- White, and Standard Colors

### Additional Options and Upgrades:

- Premium and Designer colors
- Alternate pump location
- Antimicrobial acrylic available in White, Bone or Biscuit



Order No.	Description	Approx. Wt.
5083	Oval Whirlpool 42" x 72" x 21 1/4" Specify color and options when ordering.	150 lbs.
5583	Oval bath 42" x 72" x 21 1/4" Specify color and options when ordering.	130 lbs.



## ALLURA FEATURES

### Luxury Package

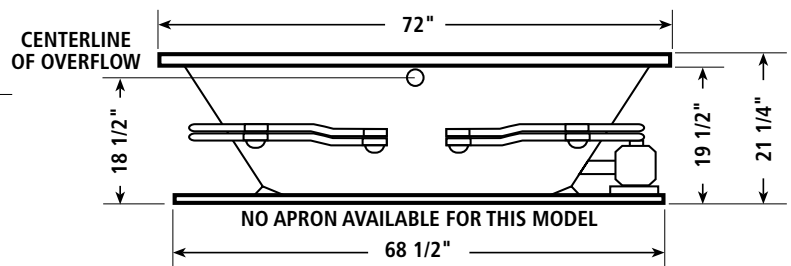
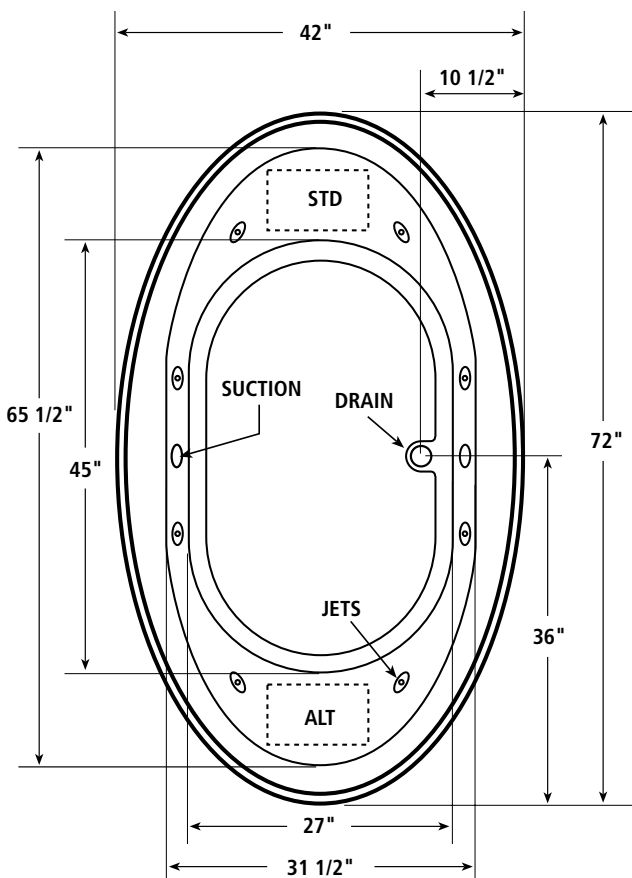
A SimpleSelect™ control, solid state of the art, four function control with LCD display. Controls on/off, 10-speed pump, massage action, and MoodScape light. Package includes the solid state in-line heater and MoodScape light.



### Magna-Swirl™ I Jets

Powerful, individually adjustable jet is an exclusive Swirl-way design.

## ROUGH-IN DIMENSIONS



**INSTALLER NOTE:** Due to the freeform shape of the tub shell, it is recommended that the tub be on the job before making the final cut-out for drop-in installation.

- DIMENSIONS:** 42" x 72" x 21 1/4"
- MATERIAL:** Acrylic, fiberglass reinforced
- CONSTRUCTION:** Self-contained, pre-plumbed whirlpool bath with heat-bent rigid PVC Pipe, mounted on a pre-leveled thermoformed, drip pan base
- PUMP MOTOR:** 2 HP, 10 Speed, 120V, 60Hz
- ELECTRICAL REQUIREMENTS:** Two separate 120V, 20 AMP, GFCI outlets
- NUMBER OF JETS:** 8
- AIR VOLUME CONTROLS:** Two
- WATER CAPACITY:** 110 gal. max., 75 gal. min.
- FLOOR LOADING:** 47 lbs./sq. ft.
- WEIGHT:** 119 lbs.
- SHIPPING WEIGHT:** 147 lbs.

**Note:** Rough-in measurements may vary + - 1/4".



Listed No. 2719



Listed No. SP-1179



Listed 47E6 hydromassage bathtub



Listed S.259 hydromassage bathtub



Various other state, city and local approvals.

When tested for compliance to the requirement of ANSI A112.19.7M and A112.19.8M for "Whirlpool Bath Appliances" and ANSI Z124.1 for "Plastic Bathtub Units" the tested units are found to comply and are acceptable for listing under the Terralab Engineers, Inc. follow-up service. Listed No. 15197.

\*Certified for permanent electrical supply connection only.



Mansfield Plumbing Products LLC • Sales Services Toll Free 800-999-1459 • Fax 903-657-3450  
 Website: [www.mansfieldplumbing.com](http://www.mansfieldplumbing.com) • Email: [custserv@mansfieldplumbing.com](mailto:custserv@mansfieldplumbing.com)